



B-Cool™ Knee Immobilizer - Universal

Application Instructions



It is critical to determine the proper length of the knee immobilizer prior to the actual application. A correctly sized immobilizer fits on the leg 2" to 3" (5.08 cm - 7.62 cm) above the lateral malleolus and 6" to 8" (15.24 cm - 20.32 cm) below the femoral head.


Reorder No.	Size	Length	Width	
			Top	Bottom
0814 2641	Universal	16" (40.64cm)	21 1/2" (54.61cm)	17" (43.18cm)
0814 2646	Universal	18" (45.72cm)	28" (71.12cm)	16 1/2" (41.91cm)
0814 2642	Universal	20" (50.80cm)	29 1/2" (74.93cm)	16 1/2" (41.91cm)
0814 2647	Universal	20" X-Wide (50.80cm)	35" (88.90cm)	21" (53.34cm)
0814 2643	Universal	22" (55.88cm)	34 1/2" (87.63cm)	18 1/2" (46.99cm)
0814 2644	Universal	24" (60.96cm)	36" (91.44cm)	17 1/2" (44.45cm)
0814 2648	Universal	26" (66.04cm)	37 1/2" (95.25cm)	16 1/2" (41.91cm)




4. Position pressure-sensitive medial and lateral stays along the midline (center) of the leg.



1. Open B-Cool™ Knee Immobilizer - Universal and remove medial and lateral stays.



2. Place ice packs in terry pockets.



3. Place the immobilizer on the leg so that the contoured posterior (rear) stays are positioned properly. Extra material should now be trimmed or overlapped. Secure immobilizer with "temporary secure strap" to hold in place temporarily while applying.



5. Wrap alternating elastic-straps over medial and lateral stays and attach to body of the knee immobilizer.

Note: Number of straps vary depending on the length of immobilizer

NOTE : This product should be used only under the supervision of a medical professional. It is not intended for unsupervised public use. If pain, swelling, changes in sensation or unusual reaction occur immediately contact your healthcare professional.

BIRD & CRONIN INC.

Designers and Manufacturers of Quality Medical Products

1200 Trapp Road • Eagan, Minnesota USA 55121

651/683-1111 • Fax 651/688-9855 • 800/328-1095 • Fax 800/279-7934

e-mail sales@birdcronin.com • www.birdcronin.com

©2010 Bird & Cronin, Inc. All Rights Reserved - 10000636cm